Evgeniy Tatarinov

Ural II

Age	Birth country	Passport country
21	Russia	Russia
06.02.1999		
Strong foot	**Height**	**Weight**
Right	182 cm	74 kg

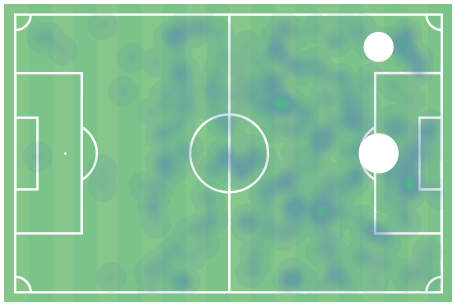

CAREER OVERVIEW

2020	Team	Minutes played	Appearances / Starting lineup	Yellow / Red cards
FNL CUP	Ural	105	4	0 / 0
2019/2020				
FNL	Torpedo Moskva	321	12	2 / 0
U21 Premier League	Ural U21	66	1 / 1	0 / 0
Cup	Torpedo Moskva	62	1 / 1	1 / 0
2018/2019				
U21 Premier League	Ural U21	2085	27 / 22	9 / 0
PFL	Ural II	433	9 / 4	0 / 0
2017/2018				
U21 Premier League	Ural U21	1081	25 / 10	4 / 0
Cup	Ural	26	1	0 / 0

E. Tatarinov
Ural II

Shots

On goal · Wide · On post · Blocked

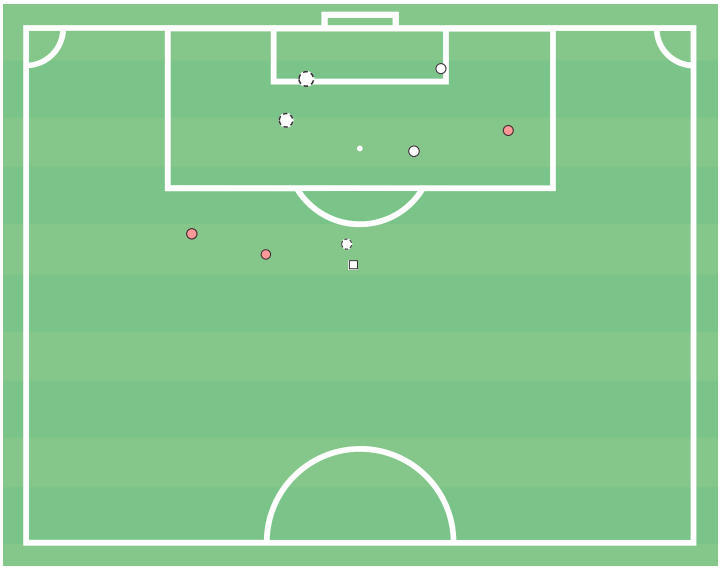

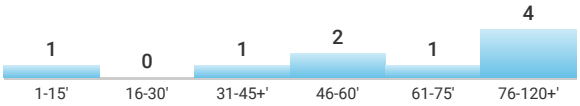

Player's shots in the last calendar year

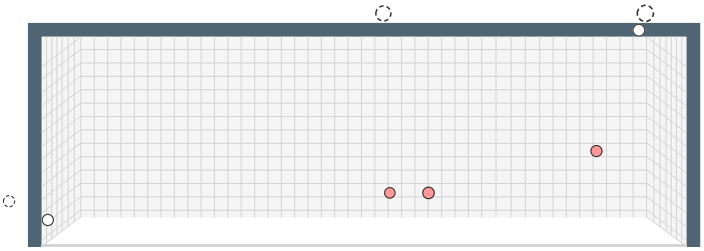

	Shots / on target	↓ xG	Goals	Goal conversion
Total	**9 / 3** 33.3%	**0.92**	**0**	**0%**
Inside penalty area	5 / 1 20%	0.76	0	0%
Outside penalty area	4 / 2 50%	0.16	0	0%
After crosses	1 / 0 0%	0.09	0	0%
After set pieces	-	-	-	-
DFKs and penalties	1 / 1 100%	0.07	0	0%

xG bucket distribution

Shot · Goal

Each column contains a visual representation of shots with xG value in intervals of 0.1

Penalties taken

Scored · Saved · Missed



PENALTY CONVERSION

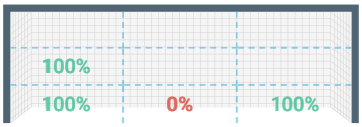

Showing all penalties taken from 2015

Date	Match	Goalkeeper	Outcome
18.05.2019	Ural U21 3 – 1 Lokomotiv Moskva U21	A. Savin	Scored
16.03.2019	Ural U21 2 – 6 CSKA Moskva U21	G. Kyrnats	Scored
20.10.2018	Ural U21 2 – 1 Krylya Sovetov U21	B. Ovsyannikov	Saved
20.10.2018	Ural U21 2 – 1 Krylya Sovetov U21	B. Ovsyannikov	Scored

E. Tatarinov
Ural II

Shot assists

— Assist - - Shot assist

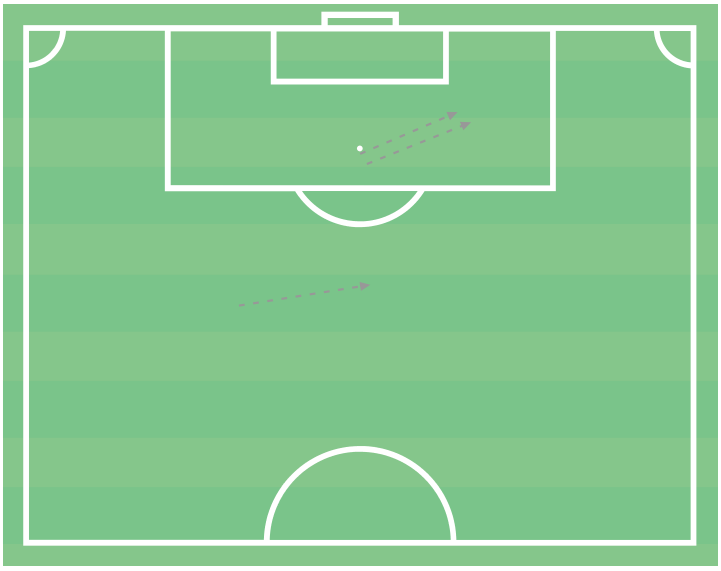

Player's shot assists in the last calendar year

Receiver	Shot assists	xA	Assists
I. Samoshnikov	1	0.20	0
I. Sergeev	1	0.15	0
I. Lebedenko	1	0.05	0

xA bucket distribution

Shot Goal

Each column contains a visual representation of shot assists with xA value in intervals of 0.1

Penalty area deliveries

Pass - - Cross — Carry

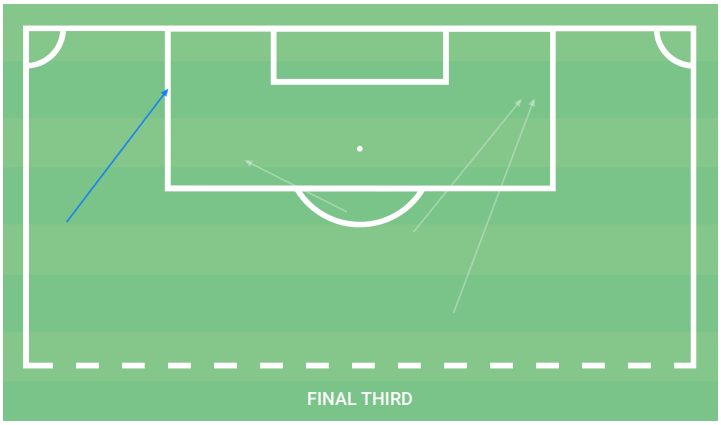

	Passes / accurate	Crosses / accurate	Key passes	Carries
Left flank	0	1 / 0 0%	0	1
Center	3 / 3 100%	-	0	0
Right flank	0	-	0	0
Total	**3 / 3 100%**	**1 / 0 0%**	**0**	**1**

E. Tatarinov
Ural II

Crosses

Unsuccessful · High cross · Ground cross

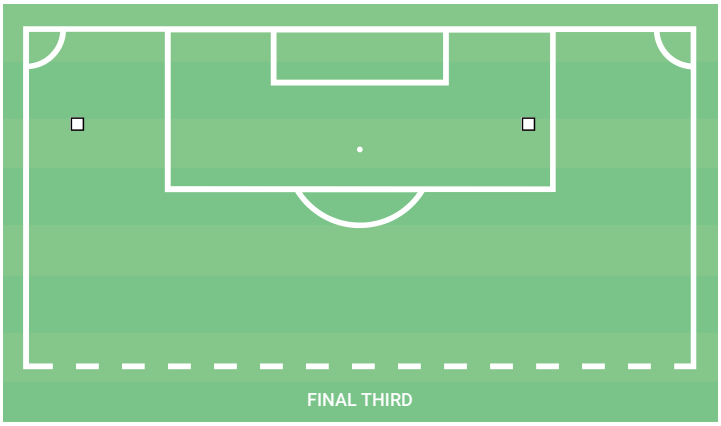

Flank	Crosses / successful	Ground crosses / cutbacks	xA	Assists
Left	1 / 0 0%	1 / 0	-	-
Right	1 / 0 0%	1 / 0	-	-
Total	**2 / 0 0%**	**2 / 0**	**-**	**-**

Receiver	Crosses / ground	Shot assists	xA	Assists

Dribbles in final third

Kept possession · Followed by a shot

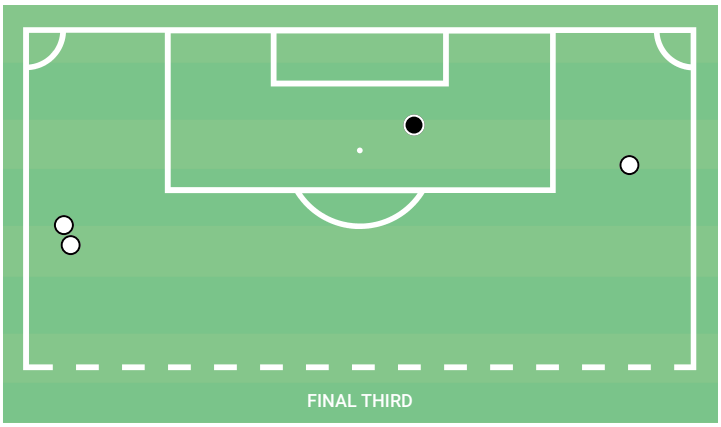

Opponent position	Dribbles / kept possession	Shots after / on target	xG	Goals after
CB	3 / 2 66.7%	1 / 0	0.06	-
DMF	2 / 1 50%	-	-	-
LB	2 / 1 50%	-	-	-
Total	**7 / 4 57.1%**	**1 / 0**	**0.06**	**-**

Recoveries in final third

Counterpressing · Positional pressing · With shot · Goal

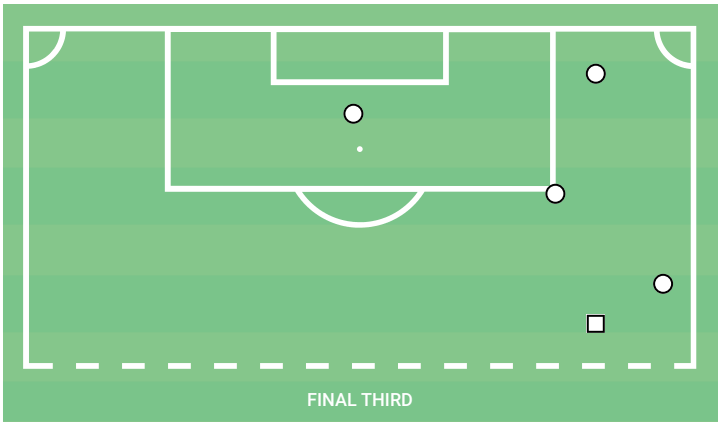

Zone	Recoveries	Shots after / on target	xG	Goals after
Right flank	3	-	-	-
Penalty area	1	-	-	-
Zone 14	1	-	-	-
Total	**5**	**-**	**-**	**-**

E. Tatarinov
Ural II

Recoveries

Positioning · Counterpressing · Interception

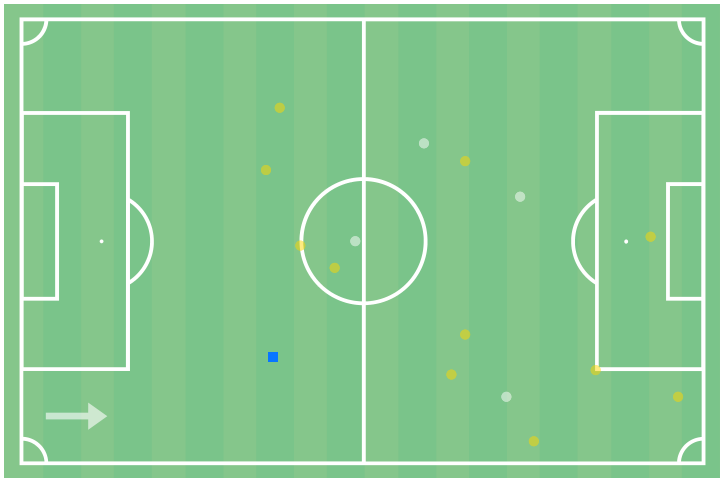

Third	Recoveries	Counterpressing	Interceptions	Sliding tackles
Own third	0	0	0	0
Central third	10	7	1	0
Final third	6	4	0	0
Total	**16**	**11**	**1**	**0**

Losses

Inaccurate pass · Lost duel

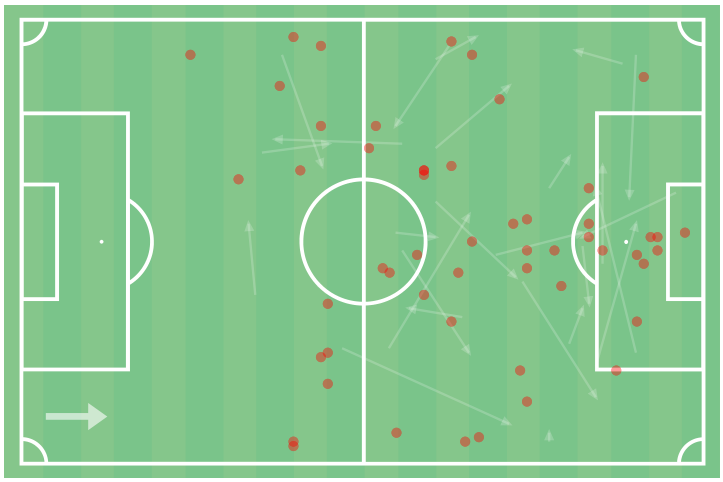

Third	Losses
Own third	2
Central third	39
Final third	37
Total	**78**

Actions in counterattacks

Accurate pass · Inaccurate pass · Acceleration

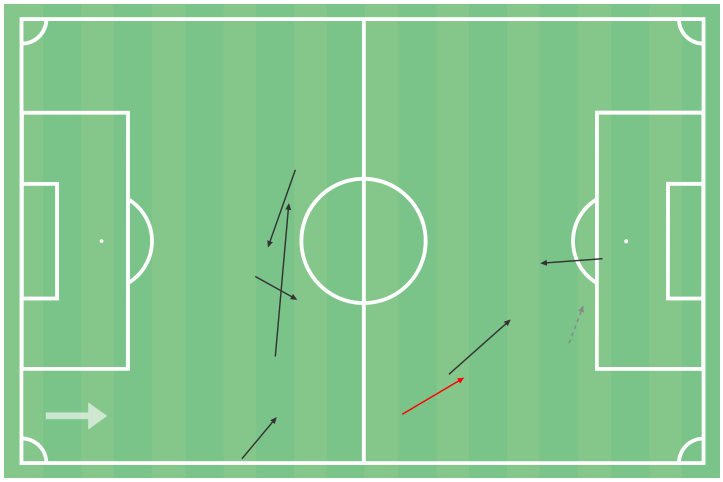

% of xGChain in counterattacks

E. Tatarinov stats compared to other field players in the last year in U21 Premier League

E. Tatarinov
Ural II

Passing in key areas

Rays show directions and average pass length for zones with more than 10% of all passes

Accuracy 0-50% 50-70% 70-80% 80-90% 90-100%

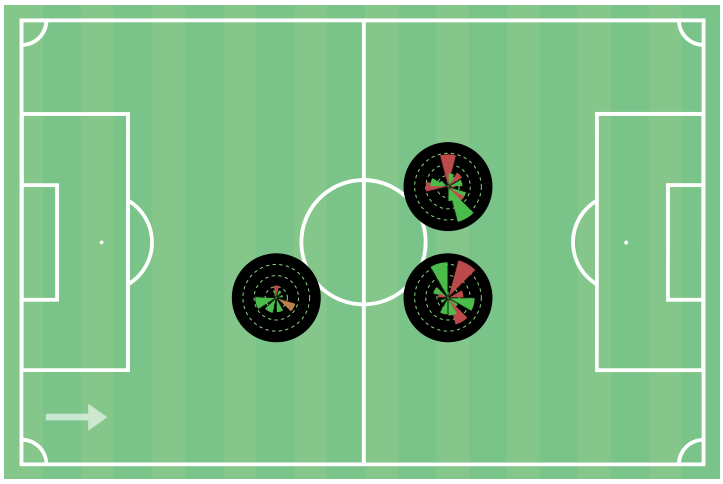

Ball progression

Progressive pass Progressive run

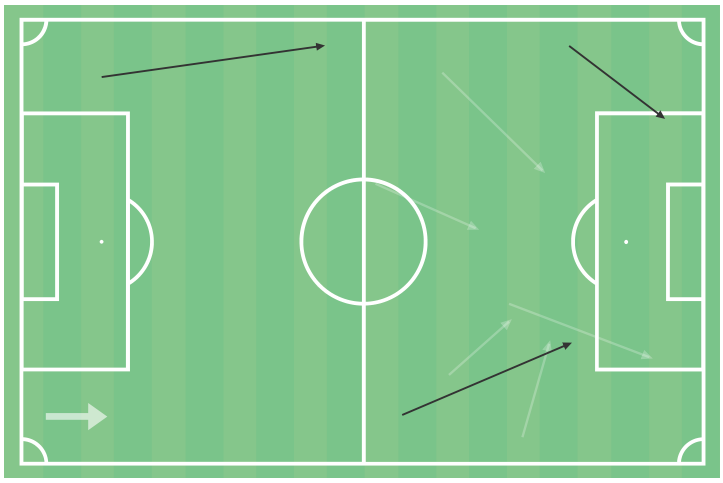

Distance	Prog. passes / accurate
0-20m	7 / 3 42.9%
20-30m	2 / 2 100%
30-40m	1 / 0 0%
40m+	0
Total	**10 / 5 50%**

Events after prog. runs	
Loss	66.7%

Dribbles

Kept possession Followed by a shot

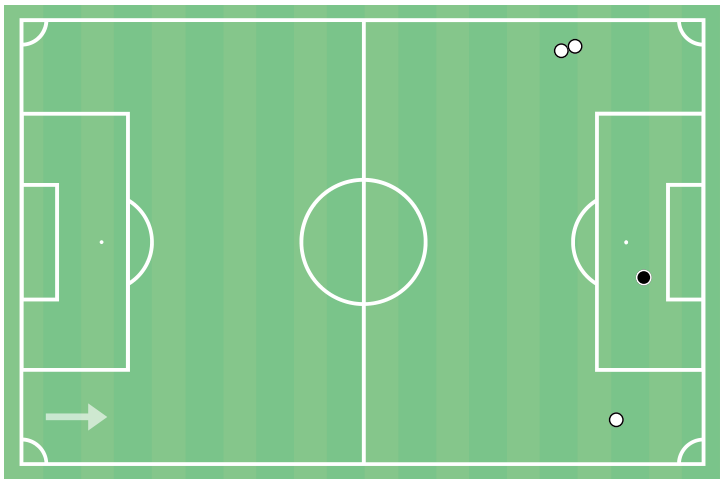

Opponent position	Dribbles / kept possession	Shots after / on target	xG	Goals after
CB	3 / 2 66.7%	1 / 0	0.06	-
DMF	2 / 1 50%	-	-	-
LB	2 / 1 50%	-	-	-
Total	**7 / 4 57.1%**	**1 / 0**	**0.06**	**-**

E. Tatarinov
Ural II

Match	Minutes played	Total actions / successful	Goals	Assists	Shots / on target	xG	Passes / accurate	Crosses / accurate	Dribbles / successful	Duels / won	Aerial duels / won	Yellow / Red cards
Zenit St. Petersburg U21 - Ural U21 0:0 13.03.2020	66	41 / 16 39%	-	-	2 / 1 50%	0.08	11 / 8 72.7%	-	1 / 0 0%	21 / 7 33.3%	11 / 5 45.5%	-
Ural - Riga 1:3 27.02.2020	33	12 / 6 50%	-	-	-	-	5 / 4 80%	-	-	4 / 1 25%	-	-
Ural - Rodina Moskva 2:1 20.02.2020	49	32 / 17 53.1%	-	-	-	-	8 / 4 50%	-	-	20 / 13 65%	7 / 4 57.1%	-
Ural - Khimki 0:0 17.02.2020	18	12 / 3 25%	-	-	-	-	3 / 2 66.7%	-	-	6 / 1 16.7%	1 / 0 0%	-
Fakel - Ural 2:1 14.02.2020	20	9 / 2 22.2%	-	-	-	-	2 / 0 0%	-	-	5 / 2 40%	3 / 1 33.3%	-
Torpedo Moskva - Luch Vladivostok 0:2 23.11.2019	15	12 / 6 50%	-	-	1 / 0 0%	0.06	4 / 4 100%	-	-	4 / 2 50%	2 / 1 50%	-
Armavir - Torpedo Moskva 2:1 17.11.2019	7	4 / 0 0%	-	-	-	-	-	-	-	2 / 0 0%	1 / 0 0%	-
Mordovia Saransk - Torpedo Moskva 1:1 09.11.2019	51	16 / 7 43.8%	-	-	2 / 0 0%	0.31	6 / 4 66.7%	1 / 0 0%	1 / 1 100%	6 / 3 50%	3 / 1 33.3%	-
Torpedo Moskva - SKA-Khabarovsk 2:1 03.11.2019	5	4 / 3 75%	-	-	-	-	3 / 3 100%	-	-	-	-	-
Neftekhimik - Torpedo Moskva 1:0 29.09.2019	23	15 / 10 66.7%	-	-	-	-	8 / 8 100%	-	-	6 / 2 33.3%	1 / 0 0%	-
Torpedo Moskva - Tom' Tomsk 2:1 21.09.2019	22	14 / 5 35.7%	-	-	-	-	5 / 4 80%	1 / 0 0%	1 / 1 100%	8 / 1 12.5%	2 / 0 0%	-
Torpedo Moskva - Krasnodar II 2:1 14.09.2019	36	39 / 14 35.9%	-	-	1 / 1 100%	0.02	8 / 5 62.5%	-	-	18 / 8 44.4%	7 / 4 57.1%	-
Torpedo Moskva - Yenisey 2:0 25.08.2019	22	20 / 8 40%	-	-	1 / 0 0%	0.09	9 / 6 66.7%	-	-	7 / 2 28.6%	4 / 1 25%	-
Veles - Torpedo Moskva 3:3 (P) 21.08.2019	62	33 / 14 42.4%	-	-	-	-	11 / 8 72.7%	1 / 0 0%	1 / 1 100%	16 / 6 37.5%	6 / 2 33.3%	1 / 0
Torpedo Moskva - Tekstilshchik 3:1 18.08.2019	38	22 / 14 63.6%	-	-	1 / 1 100%	0.05	11 / 8 72.7%	-	2 / 0 0%	6 / 4 66.7%	-	-
Torpedo Moskva - Mordovia Saransk 2:2 24.07.2019	30	10 / 3 30%	-	-	-	-	3 / 2 66.7%	-	-	6 / 1 16.7%	5 / 1 20%	-
SKA-Khabarovsk - Torpedo Moskva 0:1 20.07.2019	37	24 / 6 25%	-	-	-	-	6 / 4 66.7%	-	-	9 / 1 11.1%	5 / 0 0%	1 / 0
Torpedo Moskva - Baltika 2:0 13.07.2019	35	30 / 7 23.3%	-	-	1 / 0 0%	0.31	9 / 4 44.4%	-	1 / 1 100%	9 / 3 33.3%	4 / 1 25%	1 / 0
Ufa II - Ural II 3:2 04.06.2019	71	54 / 25 46.3%	-	-	4 / 1 25%	0.85	16 / 13 81.3%	1 / 0 0%	2 / 1 50%	28 / 11 39.3%	9 / 3 33.3%	-
Ural II - Lada Tolyatti 6:1 29.05.2019	68	41 / 19 46.3%	3	-	5 / 4 80%	1.31	12 / 5 41.7%	-	-	14 / 10 71.4%	4 / 2 50%	-
Chelyabinsk - Ural II 1:0 23.05.2019	70	40 / 14 35%	-	-	-	-	12 / 10 83.3%	-	-	21 / 4 19%	12 / 1 8.3%	-
Ural U21 - Lokomotiv Moskva U21 3:1 18.05.2019	64	42 / 10 23.8%	1	-	2 / 1 50%	0.78	6 / 4 66.7%	-	-	22 / 5 22.7%	7 / 1 14.3%	-
Orenburg U21 - Ural U21 1:1 09.05.2019	94	35 / 5 14.3%	-	-	2 / 0 0%	0.32	5 / 3 60%	1 / 0 0%	2 / 1 50%	12 / 2 16.7%	4 / 1 25%	-
Ural II - Chelyabinsk 1:1 05.05.2019	33	24 / 7 29.2%	-	-	1 / 1 100%	0.11	7 / 5 71.4%	-	1 / 0 0%	9 / 0 0%	2 / 0 0%	-
Ural U21 - Spartak Moskva U21 1:5 (P) 03.05.2019	93	36 / 14 38.9%	-	-	1 / 0 0%	0.02	13 / 10 76.9%	-	-	14 / 3 21.4%	8 / 2 25%	1 / 0
Lada Tolyatti - Ural II 1:1 29.04.2019	37	16 / 3 18.8%	-	-	-	-	3 / 2 66.7%	-	-	9 / 1 11.1%	6 / 0 0%	-
Ufa U21 - Ural U21 1:1 27.04.2019	93	44 / 18 40.9%	1	-	2 / 2 100%	0.46	9 / 7 77.8%	-	4 / 2 50%	23 / 9 39.1%	8 / 4 50%	-
Ural II - Nosta 1:1 22.04.2019	16	9 / 6 66.7%	-	-	1 / 0 0%	0.04	2 / 2 100%	-	-	5 / 4 80%	2 / 2 100%	-
Ural U21 - Rubin Kazan' U21 1:2 20.04.2019	95	60 / 15 25%	1	-	3 / 2 66.7%	0.74	10 / 8 80%	-	1 / 0 0%	28 / 4 14.3%	10 / 2 20%	1 / 0
Arsenal Tula U21 - Ural U21 5:3 12.04.2019	86	55 / 18 32.7%	2	-	2 / 2 100%	0.25	10 / 9 90%	-	2 / 1 50%	26 / 6 23.1%	14 / 4 28.6%	-
Ural II - Ufa II 3:1 09.04.2019	31	24 / 15 62.5%	-	1	-	-	10 / 7 70%	-	1 / 1 100%	12 / 7 58.3%	5 / 2 40%	-
Ural U21 - Yenisey U21 1:2 06.04.2019	89	54 / 14 25.9%	-	-	2 / 0 0%	0.06	12 / 10 83.3%	-	1 / 0 0%	25 / 3 12%	10 / 1 10%	1 / 0
Ural II - Zenit Izhevsk 2:1 04.04.2019	17	21 / 9 42.9%	-	-	1 / 0 0%	0.26	5 / 3 60%	-	-	9 / 5 55.6%	3 / 2 66.7%	-
Rostov U21 - Ural U21 2:0 30.03.2019	94	29 / 12 41.4%	-	-	2 / 1 50%	0.20	6 / 4 66.7%	-	1 / 1 100%	15 / 7 46.7%	5 / 4 80%	-
Ural U21 - CSKA Moskva U21 2:6 16.03.2019	73	55 / 25 45.5%	2	-	4 / 3 75%	0.88	18 / 11 61.1%	1 / 0 0%	3 / 2 66.7%	18 / 9 50%	3 / 2 66.7%	-
FC Akhmat U21 - Ural U21 1:0 10.03.2019	93	33 / 14 42.4%	-	-	3 / 0 0%	0.25	12 / 10 83.3%	-	-	11 / 4 36.4%	-	1 / 0
Ural U21 - Zenit St. Petersburg U21 0:3 01.03.2019	68	35 / 15 42.9%	-	-	2 / 1 50%	0.04	9 / 8 88.9%	-	-	14 / 6 42.9%	3 / 2 66.7%	-
Dinamo Moskva U21 - Ural U21 3:1 08.12.2018	48	38 / 8 21.1%	-	-	1 / 1 100%	0.39	6 / 4 66.7%	-	2 / 1 50%	18 / 3 16.7%	5 / 0 0%	-
Krasnodar U21 - Ural U21 5:0 01.12.2018	20	12 / 4 33.3%	-	-	1 / 0 0%	0.35	3 / 3 100%	-	1 / 0 0%	4 / 1 25%	-	-
Lokomotiv Moskva U21 - Ural U21 2:0 22.11.2018	34	12 / 2 16.7%	-	-	1 / 1 100%	0.01	2 / 1 50%	-	1 / 0 0%	5 / 0 0%	3 / 0 0%	-
Ural U21 - Orenburg U21 1:2 10.11.2018	37	26 / 12 46.2%	-	1	2 / 0 0%	0.52	10 / 9 90%	-	-	11 / 3 27.3%	3 / 1 33.3%	-
Spartak Moskva U21 - Ural U21 4:2 03.11.2018	69	64 / 33 51.6%	-	-	3 / 0 0%	0.10	21 / 17 81%	3 / 2 66.7%	6 / 3 50%	31 / 16 51.6%	6 / 2 33.3%	-
Ural U21 - Ufa U21 3:1 26.10.2018	93	79 / 44 55.7%	-	-	4 / 2 50%	0.51	34 / 27 79.4%	1 / 0 0%	8 / 5 62.5%	34 / 13 38.2%	6 / 2 33.3%	-
Ural U21 - Krylya Sovetov U21 2:1 20.10.2018	93	66 / 26 39.4%	1	-	5 / 4 80%	2.20	13 / 8 61.5%	1 / 0 0%	2 / 2 100%	34 / 14 41.2%	10 / 3 30%	-
Rubin Kazan' U21 - Ural U21 1:1 06.10.2018	94	43 / 22 51.2%	-	-	1 / 1 100%	0.09	9 / 7 77.8%	-	1 / 1 100%	19 / 11 57.9%	4 / 1 25%	1 / 0
Yenisey Krasnoyarsk U21 - Ural U21 1:1 22.09.2018	94	50 / 20 40%	1	-	2 / 1 50%	0.30	12 / 8 66.7%	-	-	26 / 11 42.3%	9 / 5 55.6%	1 / 0
Ural U21 - Rostov U21 2:3 17.09.2018	89	47 / 16 34%	-	1	1 / 0 0%	0.00	10 / 7 70%	-	-	18 / 8 44.4%	6 / 3 50%	1 / 0
Ural U21 - Anzhi U21 1:0 03.09.2018	79	50 / 23 46%	1	-	4 / 3 75%	0.81	13 / 10 76.9%	-	5 / 2 40%	25 / 9 36%	5 / 0 0%	-
CSKA Moskva U21 - Ural U21 2:0 31.08.2018	95	48 / 10 20.8%	-	-	-	-	9 / 7 77.8%	-	-	21 / 3 14.3%	3 / 0 0%	-
Ural U21 - FC Akhmat U21 2:0 24.08.2018	35	31 / 15 48.4%	1	-	3 / 1 33.3%	0.43	5 / 5 100%	-	2 / 1 50%	18 / 9 50%	7 / 4 57.1%	-

XG (EXPECTED GOALS)

A metric that assigns to every shot a probability (based on historical stats) of how likely it is to score from the position, type of assist, preceding events etc. A modern metric that allows to study the results of the matches with more stress on predictability of moments creation and less on pure luck.

XA (EXPECTED ASSISTS)

xA value for a pass is a value of expected goals (xG) or the shot that this pass led to.

ATTACK CONTRIBUTION (XGCHAIN)

A metric that assigns the xG value of a shot to every player that made any action in the attack that led to the shot. A general-purpose metric for attacking contribution.

BUILD UP (XGBUILDUP)

xGChain not counting the xG value of the actual shot and the xA value of the shot assist. This metric is most useful to evaluate player contribution in deeper-lying playmaking or buildup play.

CROSS

A ball played from a flank of the pitch aimed to find a teammate in the area in front of the goal.

TOUCH IN PENALTY AREA

Any action that happens in the opponent penalty area.

FORWARD / BACK / LATERAL PASS

Passes are quantified in quadrants of 45°. The passes to the side of the field with the length more than 12 meters are considered lateral.

LONG PASS

A targeted or untargeted pass, longer than 45 meters for a ground pass or typically longer than 25 meters for high pass.

THROUGH PASS

Direct pass in the empty space behind the defensive line or between two or more defenders, trying to put the attacking player alone against the goalkeeper.

KEY PASS

An important intended pass that creates a clear opportunity for scoring a goal, which is then missed by the assisted player. The key pass means the player who made it is the main creator of the clear goal situation.

SECOND / THIRD ASSIST

A second assist is a pass that immediately leads to an assist. A third assist is a pass that leads to a second assist. Not every assist is guaranteed to have second/ third assists to it.

PROGRESSIVE RUN

A run is considered progressive if the distance before the starting point and the last touch of the player is:

- 30 meters, if starting and finishing points there are in own half
- 15 meters, if starting and finishing points there are in other halfs
- 10 meters, if starting and finishing points there are in opponent half

PROGRESSIVE PASS

A pass that moves the ball considerably forward. The minimal requirement for a progressive path progression towards opponent goal is:

- 30 meters, if starting and finishing points there are in own half
- 15 meters, if starting and finishing points there are in other halfs
- 10 meters, if starting and finishing points there are in opponent half

DEEP COMPLETION

A pass (excluding crosses) that was received in a 20-meter radius from the opponent goal line.

CARRY

A continuous ball control by one player.

OFF THE BALL MOVEMENT

A significant movement without the ball in an empty space.

DEFENSIVE DUEL

A duel that happened when opponent team was in the possession of the ball.

OFFENSIVE DUEL

A duel that happened when the player was in the possession of the ball.

DRIBBLE

An attempt to dribble past the opposite player. The player that has the possession of the ball is using his technique, vision, feints and false moves to pass the opposite player or to find a free zone for the next action.

LOSS

Any action that ends a possession of the current team.

DANGEROUS LOSS

A loss on own half that leads to a shot by the opponent within 20 seconds.

RECOVERY

Any action that ends a possession of the opposition team (the last action of this possession is a loss) and starts a possession for current team.

QUICK RECOVERY

A recovery made when the opponent made three or less passes in their previous possession.

TRANSITION

Active change in the possession of the ball. Depending on what third of field it took place in, it's divided into Low, Medium and High.

ATTACK

A possession that includes at least one action in opponent's final third.

POSITIONAL ATTACK

Any open play (i.e., not from a set piece) attack that is not considered a counterattack.

COUNTERATTACK

An attack that includes a quick transition, attempting to get advantage of the opponent being out of positions.

ZONE 14

A piece of final third in front of penalty area. This area is most favourable to produce dangerous attacks.